



### District Report Card: 2017


|                         |                        |
|-------------------------|------------------------|
| <b>State:</b> Rajasthan | <b>District:</b> Bundi |
| <b>Class:</b> 3         | <b>Subject:</b> EVS    |
| <b>Schools:</b> 61      | <b>Students:</b> 915   |


### Participation/Coverage


#### Students

| <b>GENDER</b><br> | Boys   |       | Girls  |       |
|--|--------|-------|--------|-------|
|  | Number | %     | Number | %     |
|  | 450    | 49.18 | 465    | 50.82 |

| <b>AREA</b><br> | Rural  |       | Urban  |      |
|---|--------|-------|--------|------|
|   | Number | %     | Number | %    |
|   | 863    | 94.32 | 52     | 5.68 |

| <b>CATEGORY</b><br> | SC     |       | ST     |       | OBC    |       | GEN    |      |
|--|--------|-------|--------|-------|--------|-------|--------|------|
|  | Number | %     | Number | %     | Number | %     | Number | %    |
|  | 245    | 26.78 | 231    | 25.25 | 425    | 46.45 | 14     | 1.53 |

| <b>CWSN</b><br> | LD | VI | HI | S&LD | ID | Oth |
|--|----|----|----|------|----|-----|
|  | 0  | 2  | 0  | 4    | 6  | 2   |

| <b>Management</b><br> | Government |        | Government-aided |      |
|--|------------|--------|------------------|------|
|  | Number     | %      | Number           | %    |
|  | 915        | 100.00 | 0                | 0.00 |

### Average Performance of Students in EVS (%)

| Overall | Gender |        | Area  |       | Management |       | Social Group |       |       |       |
|---------|--------|--------|-------|-------|------------|-------|--------------|-------|-------|-------|
|         | Male   | Female | Rural | Urban | Govt.      | Aided | SC           | ST    | OBC   | GEN   |
| 74.15   | 75.33  | 73.00  | 74.61 | 66.54 | 74.15      | 0.00  | 75.27        | 71.05 | 74.84 | 84.76 |

## Performance on Learning Outcomes (LOs)

| Learning Outcomes | Description   | Average Performance(%) |
|-------------------|---|------------------------|
| E302              | Identifies simple features (e.g. movement, at places found/ kept, eating habits, sounds) of animals and birds in the immediate surroundings.  | 67.65                  |
| E303              | Identifies relationships with and among family members  | 68.61                  |
| E304              | Identifies objects, signs (vessels, stoves, transport, means of communication, transport, signboards etc.), places (types of houses/shelters, bus stand, petrol pump etc.) activities (works people do, cooking processes, etc.) at home/school/neighborhoods | 72.82                  |
| E305              | Describes need of food for people of different age groups, animals/birds, availability of food and water and use of water at home and surroundings  | 77.32                  |
| E307              | Groups objects, birds, animals, features, activities according to differences/similarities using different senses. (e.g. appearance/place of living/ food/ movement/ likes-dislikes/ any other features)  | 76.77                  |
| E309              | Identifies directions, location of objects/places in simple maps using signs/symbols/verbally   | 70.36                  |
| E310              | Guesses properties, estimates quantities of materials/activities in daily life and verifies using symbols/non-standard units  | 81.53                  |
| E311              | Records observations, experiences, information on objects/activities/places visited in different ways and predicts patterns etc.  | 71.69                  |
| E313              | Observes rules in games (local, indoor, outdoor)  | 52.69                  |
| E314              | Voices opinion on good/bad touch , stereotypes for tasks/play/food in family w.r.t gender, misuse/wastage of food and water in family and school.   | 82.51                  |

| Range of Performance of Students who Answered Correctly |      |           |      |           |       |           |       |
|---|------|-----------|------|-----------|-------|-----------|-------|
| Below 30%   |      | 30% - 50% |      | 50% - 75% |       | Above 75% |       |
| Number  | %    | Number    | %    | Number    | %     | Number    | %     |
| 63  | 6.89 | 54        | 5.90 | 262       | 28.63 | 536       | 58.58 |

## Lowest Performing Learning Outcomes (LOs)

1 - Observes rules in games (local, indoor, outdoor) (52.69)

2 - Identifies simple features (e.g. movement, at places found/ kept, eating habits, sounds) of animals and birds in the immediate surroundings. (67.65)

3 - Identifies relationships with and among family members (68.61)

4 - Identifies directions, location of objects/places in simple maps using signs/symbols/verbally (70.36)

5 - Records observations, experiences, information on objects/activities/places visited in different ways and predicts patterns etc. (71.69)